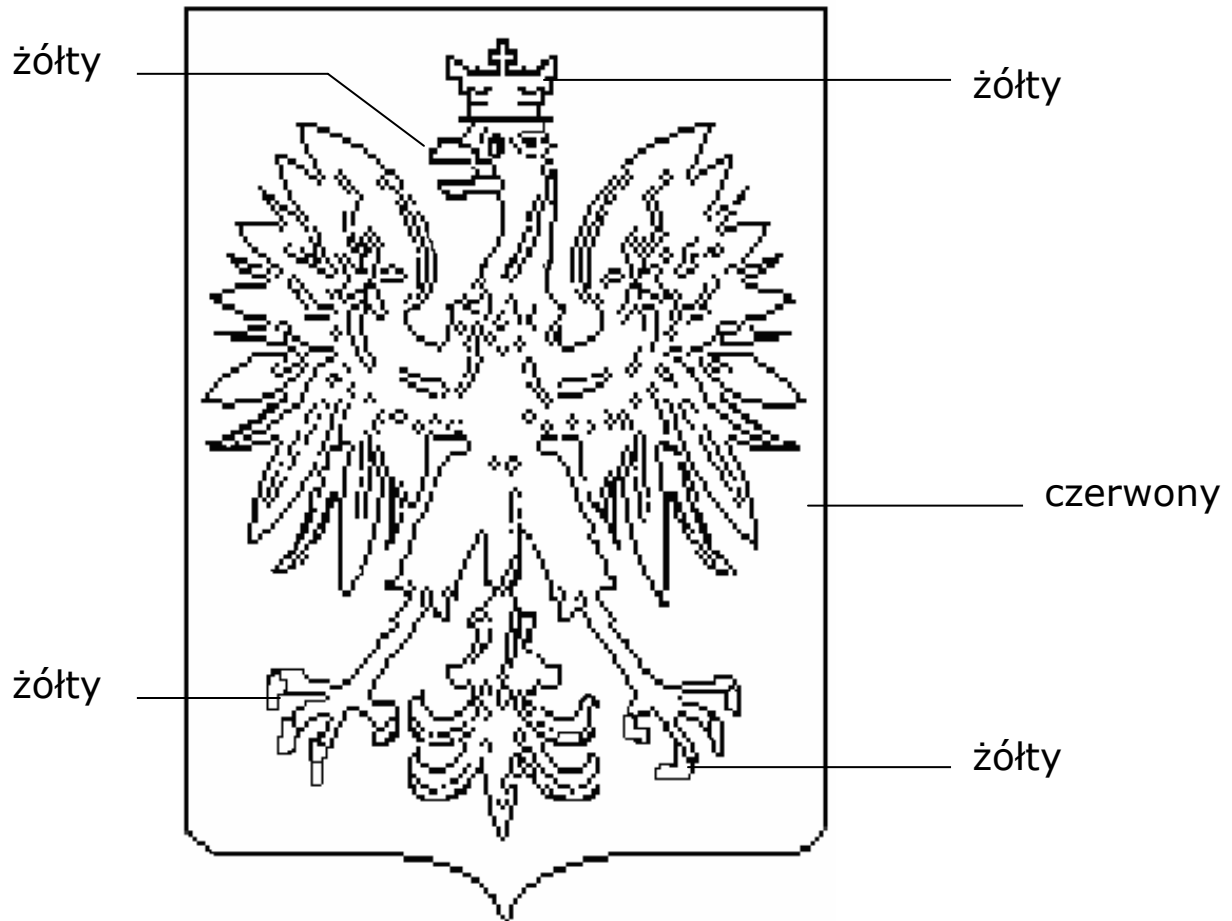


kl. 0

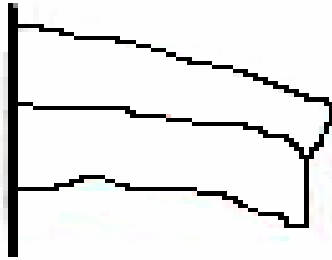
1. Pomaluj rysunek. Jeżeli potrafisz podpisz obrazek.





2. Pomaluj okienka z wielkimi literami, odczytaj hasło.

P	m	O	r	L	a	S	b	K	A
---	---	---	---	---	---	---	---	---	---

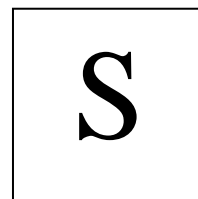
3. Pokoloruj flagę Polski.




4. Nazwij obrazek i połącz go z jego pierwszą literą.



rzeł

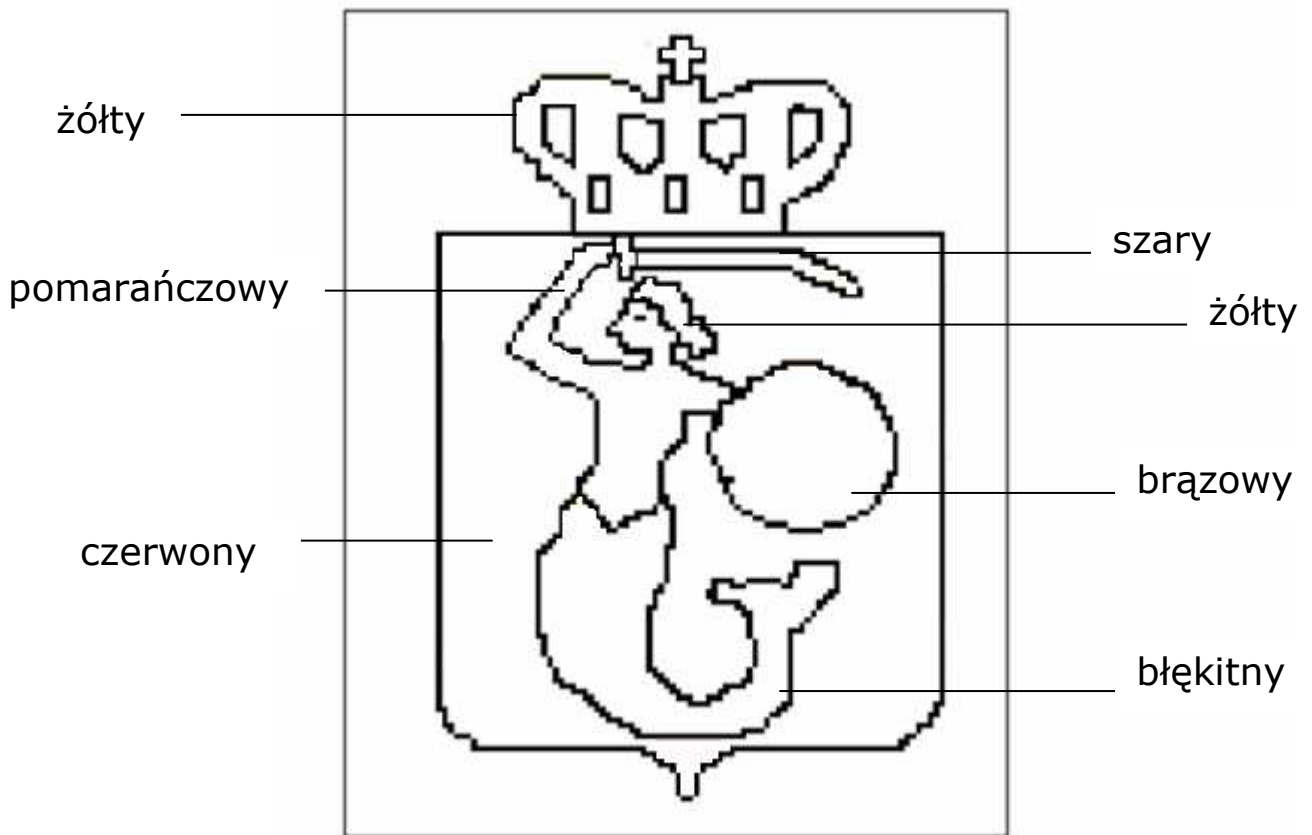


yrenka



laga

4. Pomaluj rysunki, nazwij je.



5. Pierwszą literę nazwy miasta połącz z odpowiednią literą w okienku.

The image shows a map of Poland with six cities marked by red dots and labeled with their names. The first letter of each city name is highlighted in a green box. Surrounding the map are six green boxes, each containing a letter. The letters are: S (top), G (top-left), W (top-right), P (left), K (right), and W (bottom).

City	First Letter	Letter in Box
Szczecin	S	S
Gdańsk	G	G
Poznań	P	P
Warszawa	W	W
Wrocław	W	W
Katowice	K	K

6. Wytnij elementy i dopasuj do obrazków, wklej je.



